




Corporate Sales Agency

Run: 2/7/2007 7:05:33 AM

Product Ranking Report

From 2/7/2007 To 2/7/2007
 For Source = All
 For Product Group = All
 For Order Status = All
 Ranked By Qty Sold

Rank	Product #	Status	Description	Qty Sold	Amt Sold
Floral Inc.					
1	FLORALJAN		Floral for January 2007	13	1560.00
					
2	6989		Floral Arrangement 2	5	450.00
					
3	123	Active	Floral Arrangement 1	2	150.00
					
Mfg Totals				20	\$2,160.00
	# Unique Products		3		
	# Orders		2		
	Avg Unique Prods/Order		1.50		
	# Products		20		
	Avg Prods/Order		10.00		
	Avg \$/Order		\$1,080.00		
	# Reps Writing Reports		2		

Rank	Product #	Status	Description	Qty Sold	Amt Sold
Company Totals		# Unique Products	3	20	\$2,160.00
		# Mfg Orders	2		
		# Customer Orders	6	Amt Spcl Items Sold	\$0.00
		Avg Unique Prods/Order	1.50		
		Avg Prods/Order	10.00	Total	\$2,160.00
		Avg \$/Order	\$1,080.00		
		# Reps Writing Reports	2		